




23x33,5 cm. 9.1x13.2 inches




Blanco Brillo
G.120



Blanco Mate
G.120



(1) Vitrea Marfil
G.210




(1) Vitrea Ambar
G.210



(1) Vitrea Esmeralda
G.210



(1) Vitrea Océano
G.210



(1) Vitrea Moka
G.210

(1) Necesita de la aplicación de pasta de rejuntado entre zonas esmaltadas.
Grout needs to be applied to area between glazed surfaces.

VITREA				CAJA / BOX				PALET / PALLET			
	+	FORMATOS	SIZE	PIEZAS / PIECES	M ²	ML	KG	CAJA / BOX	M ²	ML	KG
<input type="checkbox"/>	9,1	23x33,5cm.	9.1x13.2 inches	13	1	-	15,73	84	84	-	1321

31,6x31,6 cm. 12.4x12.4 inches



Town Marfil
G.128



Town Nuez
G.128



Town Perla
G.128



Town Azul
G.128



Town Basalto
G.128

TOWN				CAJA / BOX				PALET / PALLET			
	+	FORMATOS	SIZE	PIEZAS / PIECES	M ²	ML	KG	CAJA / BOX	M ²	ML	KG
<input type="checkbox"/>	9	31,6x31,6 cm.	12.4x12.4 inches	10	1	-	20	56	56	-	1120